

Arlington Public Schools Facility List
 prepared for Community Facilities Study, 05-21-15 Facilities Subcommittee Meeting




Arl. Quad.	Facility	Acres	2015				2019		Comments	
			Gross Bldg. Area (SF)	Use	Capacity	Projected*	Relocatable Classrooms	Capacity		Projected*
Elementary Schools										
NE	Arl. Science Focus	6.6	68,127	Elementary School	553	640	4	553	675	
NE	Jamestown	11.0	75,899	Elementary School	597	536	4	597	522	
NE	Key	4.7	84,437	Elementary School	653	752	4	653	782	
NE	Long Branch	2.3	70,754	Elementary School	533	569	2	533	633	
NE	Taylor	5.5	80,428	Elementary School	659	701	6	659	718	
	NE Total				2,995	3,198	20	2,995	3,330	
NW	Arl. Traditional	7.8	77,261	Elementary School	465	502	1	465	454	
NW	Ashlawn	7.1	97,934	Elementary School	684	754	2	684	894	Does not reflect boundary changes made for 2015/16 and 2016/17
NW	Barrett	7.1	75,672	Elementary School	576	532	4	576	534	
NW	Discovery	7.3	96,903	Elementary School	630	543	0	630	645	
NW	Glebe	7.0	82,889	Elementary School	510	618	6	510	581	
NW	McKinley	7.7	57,360	Elementary School	443	532	14	684	555	Does not reflect boundary changes made for 2015/16 and 2016/17; 2016 addition will increase capacity by 241 students; 2015 relocatable classrooms added to compensate for spaces unavailable during construction
NW	Nottingham	9.0	70,944	Elementary School	513	568	10	513	636	Does not reflect boundary changes made for 2015/16 and 2016/17
NW	Reed	10.9	61,504	Integration Station, PreK	0	60	0	0	60	
NW	Tuckahoe	6.6	69,685	Elementary School	545	597	10	545	602	
	NW Total				4,366	4,706	47	4,607	4,961	
SE	Drew	8.4	100,815	Elementary School	674	705	0	674	759	
SE	Henry	4.2	61,488	Elementary School	463	553	4	463	641	
SE	Hoffman-Boston	8.8	108,135	Elementary School	566	548	0	566	630	
SE	Oakridge	8.2	79,305	Elementary School	674	789	6	674	875	
	SE Total				2,377	2,595	10	2,377	2,905	
SW	Abingdon	9.8	88,413	Elementary School	589	687	4	725	793	2017 addition will increase capacity by 136 students
SW	Barcroft	5.2	68,700	Elementary School	460	592	10	460	643	
SW	Campbell	9.1	71,919	Elementary School	436	421	2	436	432	
SW	Carlin Springs	4.2	86,745	Elementary School	585	568	4	585	542	
SW	Claremont	15.0	76,038	Elementary School	599	766	6	599	787	
SW	Randolph	7.3	70,880	Elementary School	484	501	2	484	563	
	SW Total				3,153	3,535	28	3,289	3,760	
ES	Elem Total				12,891	14,034	105	13,268	14,956	
Middle Schools (MS)										
	Gunston	20.0	209,212	Middle School	932	937	0	932	1,258	
	Jefferson	8.6	219,070	Middle School	982	888	1	982	1,111	
	Kenmore	32.2	206,188	Middle School	985	949	0	985	1,139	
	Stratford	8.8	140,603	Secondary School, Special Needs Secondary School	227	227	0	1,000	-	2015 location for H-B Woodlawn and Stratford Program, 2019 addition will create new MS
	Swanson	7.8	132,158	Middle School	948	1,035	6	948	1,210	
	Williamsburg	17.7	170,865	Middle School	997	1,131	12	997	1,373	
	Wilson	2.6	TBD	Educational	-	-	-	275	227	2019 new facility for H-B Woodlawn and Stratford Program
MS	Middle School Total				5,071	5,167	19	6,119	6,318	

Projected Fall Enrollment
 within existing capacity
 higher than capacity, within 10%
 more than 10% above capacity

* Based on Enrollment Projections (November 7, 2014)

Arlington Public Schools Facility List
 prepared for Community Facilities Study, 05-21-15 Facilities Subcommittee Meeting

Arl. Quad.	Facility	Acres	2015					2019		Comments
			Gross Bldg. Area (SF)	Use	Capacity	Projected*	Relocatable Classrooms	Capacity	Projected*	
High Schools (HS)										
	Stratford	See MS	See MS	Secondary School, Special Needs Secondary School	390	397	0	-	-	2015 location for H-B Woodlawn and Stratford Program
	Wakefield	38.2	404,000	High School	1,903	1,810	0	1,903	2,259	
	Washington-Lee	22.6	329,376	High School	1,900	2,213	8	2,200	2,637	2015 adding 300 seats through interior modifications
	Yorktown	12.3	364,142	High School	1,879	1,758	0	1,879	2,125	
	Wilson	See MS	See MS	-	-	-	-	500	397	2019 new facility for H-B Woodlawn and Stratford Program
HS	High School Total				6,072	6,178	8	6,482	7,418	
Other Owned Facilities										
	Arlington Mill	N/A	N/A	Secondary School, Adult Ed	-	152	-	-	234	Sept. 30, 2014 membership is 327 students (including 214 adult students); located at Career Center site
	Career Center	7.9	165,000	Vocational and Day Care	-	-	-	-	-	Currently 459 students
	Langston	4.0	46,786	Secondary School, Adult Ed	-	63	-	-	207	Sept. 30, 2014 membership is 64 students (including 3 adult students)
	Education Center	See W-L HS	55,130	Office	-	-	-	-	-	
	EC Planetarium	See W-L HS	2,500	Planetarium	-	-	-	-	-	
	Facilities Warehouse	6.0	75,000	Office, Shops, Warehouse	-	-	-	-	-	
	Outdoor Lab	N/A	4,900	Nature Center	-	-	-	-	-	located in Lamberts Gap, VA
Leased Facilities										
	Syphax Education Center	Lease	26,900	Office	-	-	-	-	-	Sequoia Plaza; 2017 lease term
	New Directions	Lease	11,217	Instruction	-	-	-	-	-	Wilson Blvd., Clarendon; 2025 lease term
	Parking spaces	Lease	N/A	Staff Parking	-	-	-	-	-	Annual lease term; Located at Career Center site

Projected Fall Enrollment
 within existing capacity
 higher than capacity, within 10%
 more than 10% above capacity

* Based on Enrollment Projections (November 7, 2014)